

AccuFab-CEL Dental 3D Printer

Higher, Faster, Stronger



AccuFab-CEL

AccuFab-CEL has significantly improved its printing speed, especially in full-platform printing. With SHINING 3D's self-developed mainboard and high-performance light panel, the AccuFab-CEL offers a next-level printing experience for users in the 3D printing field.

Estimated printing times* for various items:

- Orthodontic models: 12 minutes
- Surgical guide: 20 minutes with a printing accuracy of 10 μ m
- Crown & Bridge: 25 minutes
- Implant models: 20 minutes
- Denture: 70 minutes for vertical printing

*Please note that printing time may vary based on different layer thicknesses and the number of printable layers.






Multi-Sized Ceramic Platform

SHINING 3D is the first company to design a ceramic platform, which not only enhances the appearance but also improves the user experience.

Choosing AccuFab-CEL provides the option of small and large ceramic platforms. The biocompatible ceramic layer ensures safety during printing and prevents any residues from attaching to the printed products, making them non-toxic when placed in the client's mouth. The use of a ceramic platform also improves the overall print quality by reducing contamination.

Both small and large ceramic platforms have a longer lifespan compared to platforms made from other materials, providing customers with an unparalleled user experience.





One-Click Lock

AccuFab-CEL has upgraded the platform lock from a knob to a one-click lock, enhancing the user experience. The one-click lock has only two status options: On or Off, providing clear visibility of the status and allowing clients to start printing easily.





Light Board Uniformity with High Accuracy

AccuFab-CEL has achieved a high level of printing accuracy, reaching 35µm. The even distribution of light plays a crucial role in printing accuracy. When the light is evenly distributed, the printed models have higher performance and accuracy.





Real-Time Cabin Environment Detection

The cabin temperature and humidity are continuously monitored during printing. The results are displayed on the printing touch screen, warning users of any conditions that may cause printing failure.

If the temperature is too low, printing will be stopped to prevent potential failures or textured layers. This detection function ensures accuracy and stability during printing, resulting in a 99% success rate.






Self-Developed Upgrade Z-Axis Movement

The upgraded Z-axis movement provides a quieter printing experience, creating a more comfortable working environment without excessive noise. The increased speed accelerates the printing process, delivering faster results and final products to clients.





Self-Developed Mainboard with Sixth Core CPU

The self-developed mainboard supports a 5G connection and ensures the long-term use of AccuFab-CEL. The proprietary CPU offers superior throughput for data-intensive tasks, enabling rapid and efficient processing during the slicing phase of printing. The more efficient the processing time, the less time is needed for printing.



Open Material System

Shining Dent offers a wide range of materials for dental 3D printing applications, including splints, dentures, crowns & bridges, dental models, surgical guides, and more. There are currently 11 resins available for different applications to meet users' needs.

Additionally, SHINING 3D partners with industry-leading brands in dental materials, providing more possibilities and flexibility in material selection.

Please note that some partners are still undergoing validation progress.

keystone
INDUSTRIES

Graphy

SAREMCO

NextDent

DETAX

PacDent
Passion To CreateDent

BEGO

pro3dure





Professional Slicing Software

Built-In Design Software

SHINING Design Modules including CreSplint, CreIBT, AccuDesign and CreTemp have been built into AccuWare for an ease-to-use and smooth process.

GO to PRINT, models can be automatically imported and work through an AI process.

One-Click Printing

Allows multiple one-click printing on different dental applications, such as restorations, C&B, splints, surgical guides, orthodontic models, etc. Providing intelligent AI algorithm for auto layout, auto support and auto slice.

Printer On Cloud

Built-in access for Dental Cloud in AccuWare. Monitor, Control and Slicing your printing file and printer anywhere, anytime.





Advanced Printing Software

Activation in Printer


What you need to do to activate the printer is just a scan of the QR code.

Levelling Automation


A more detailed operation guide is shown on the printer for a clearer view of accurate levelling.

Light Uniformity & Power Meter Adjusting

The new version of FabWare has been upgraded to add light uniformity and power checking function in the printer, increasing the longevity of the printer and providing a more accurate printing under prolonged use.



(Optional)



(Optional)



TECHNICAL SPECIFICATIONS

AccuFab-CEL

Printer Size	360 x 360 x 530 mm
Printer Weight	About 23 kg
Print Volume (x/y/z)	70 x 70 x 150 mm / 192 x 120 x 180 mm
Resolution	5760 x 3600 (6K) Px
Print Speed	Max 100 mm/h (depend on different material and layer)
Layer Thickness	0.05 mm~0.1 mm (adjustable)
Accuracy	± 35 μm
Connectivity	USB/Wi-Fi/Ethernet

*Notice: SHINING 3D reserves the right to introduce modifications or alterations to any of the specifications and images used in this document.